







BAR







BR	1	 WINE BOTTLE CORKER	1	
BR	2	 WINE FILTER	1	
BR	3	 SPOOLBOY - HAND GLASSWASHER - AND CHEMICAL	2	
BR	4	 SS COCKTAIL SHAKER AND STRAINER	1	
BR	4	 COCKTAIL STRAINERS	2	

BR	4	<p>COCKTAIL SPOON</p> 	1	
BR	5	<p>ICE CRUSHER (SMALL)</p> 	1	
BR	6	<p>SERVICE BELLS BRASS</p> 	2	
BR	7	<p>RIMMERS FOR CELERY SALT ETC.</p> 	2	
BR	8	<p>HOLDER FOR OLIVES, CHERRIES, ONIONS AND CHERRY PICKS</p> 	1	

BR	9	<p>SPEEDBARS WITH SINKS - 54 INCHES</p> 	2	
BR	9	<p>INSERTS TO THE SPEED BAR FOR ICE (WITH HOLES)</p> 	2	
BR	9	<p>INSERTS TO SPEED BAR FOR FRUIT</p> 	4	
BR	9	<p>INSERTS TO SPEED BAR FOR JUICES</p> 	2	
BR	9	<p>SPACER RODS FOR SPEED BARS</p> 	4	
BR	9	<p>SHELF INSERTS FOR SPEED BARS</p> 	2	






BR	10	ICE SCOOP – SMALL 	9
BR	10	ICE TONGS 	4
BR	10	ICE MACHINE ICE SCOOP PLASTIC 	1
BR	10	ICE MACHINE ICE SCOOP METAL 	1
BR	11	FRUIT KNIFE - WILTSHIRE WITH SHARPENING CASE 	1
BR	11	LAGRE SHARPENING STEEL 	1

BR	11	<p>SPEED POURERS</p> 		45
BR	12	<p>JUICE JUGS 1 L</p> 		7
BR	12	<p>JUICE JUGS 1/2 L</p> 		5
BR	12	<p>JUICE JUGS 1/4 L</p> 		1
BR	13	<p>TRAY LINER - 2 FEET WIDE</p> 		15 feet

BR	14	SQUARE TRAYS SMALL - WELL WORN 	21	
BR	14	SQUARE TRAYS LARGE - WELL WORN 	8	
BR	15	CORKSCREWS 	2	
BR	15	ZESTER 	2	
BR	15	BOTTLE OPENER 	7	
BR	15	NUT CRACKER 	2	

BR	16	SS SMALL WINE BUCKETS (PRESENTABLE) 	2	
BR	17	SS LARGE WINE BUCKETS (NOT PRESENABLE) 	10	
BR	18	WOODEN CONTAINERS FOR ICE AND BEER 	2	
BR	18	SS POTABLE ICE CONTANERS- LARGE 	2	
BR	19	GARBAGE CAN LARGE – PLASTIC 	2	

BR	20	GARBAGE CAN SMALL – METAL 	1	
BR	21	STORAGE CONTAINERS FOR SNACKS SMALL WITH LIDS 1L 	4	
BR	21	STORAGE CONTAINERS FOR SNACKS LARGE WITH LIDS 20L 	4	
BR	22	OBLONG PLASTIC TUBS 11X17X8 	3	
BR	23	HANGING GLASSWARE RACK - 18 INCHES WIDE 	22 feet	
BR	24	GLASS CHILLER (PARTLY FUNCTIONAL) 24X27 INCHES 	1	

BR	25	<p>2 SHELF/2 DOOR (FRONT AND REAR) BEER FRIDGE</p> 	1	
BR	26	<p>WHITE WINE FRIDGE</p> 	2	
BR	27	<p>RED WINE STORAGE</p> 	1	
BR	28	<p>WALK IN BEER FRIDGE</p> 	1	
BR	29	<p>GLASS WASHING MACHINE - WELL WORN</p> 	1	

BR	30	<p>2 TAP DRAUGHT TOWERS</p> 	2	
BR	31	<p>DRAUGHT CHILLER LINE AND COMPRESSORS</p> 	1	
BR	32	<p>3 SHELVED ROLLING TROLLY – BENT</p> 	1	
BR	33	<p>THE BAR - 25'9"X65" - WITH BOXED FOOT REST</p> 	1	
BR	34	<p>METAL BEER SLIDE</p> 	1	
